

# Conduits de fumée TWI II Système Concentric - Ø 80 / 125



**TERMINAL TOITURE**

Description	Art. No.	
	Alu	PP
Ø80/125	0311457	0310753



**TERMINAL MURALE**

Description	Art. No.	
	Alu	PP
Ø80/125	0302516	0310757



**KIT VENTOUSE VERTICAL**

Description	Art. No.	
	Alu	PP
Ø80/125	0305042	0310755


○ Incl. plaque et tube concentrique (1m)



**KIT VENTOUSE MURAL**

Description	Art. No.	
	Alu	PP
Ø80/125	0302515	0310759

○ Incl. tube (0,5m), coude concentrique (90°) et plaques murales



**TUYAU CONCENTRIQUE**

Description	Art. No.	
	Alu	PP
Ø80/125 250 mm	-	0310740
Ø80/125 500 mm	0302510*	-
Ø80/125 1000 mm	0311448*	0310742
Ø80/125 1500 mm	0311449*	-
Ø80/125 2000 mm	-	0310743
Ø80/125 Télésopique (280-395 mm)	-	0310744
Ø80/125 500 mm	-	0310745*

\* Découpable



**COUDES**

Description		Art. No.	
		Alu	PP
Ø80/125	90°	0313776	0310735
Ø80/125	45°	0302514	0310734



**PIÈCE EN T + OBTURATEUR**

Description	Art. Nr.	
	Alu	PP
Ø80/125	0307487	0310738




**PLAQUE MURALE (PP)**

Description	Art. No.
Ø125/150	0310761



**PLAQUE TOITURE**

Description		Art. No.
Terminal	Plaque	
Ø80/125	Ø140	0302520



**PLAQUE TOITURE CONCENTRIQUE**

Description		Art. No.
Ø80/125	Coude 25°-45°	0303506



**GRILLE DE PROTECTION AIR FRAIS**

Description	Art. No.
Ø80/125	0305030

# Conduits de fumée TWI II Système Parallèle - 2 x Ø80



## TERMINAL TOITURE

Description	Art. No.
2 x Ø80	0310708



## KIT TERMINAL MURALE (PP)

Description	Art. No.
2 x Ø80	0310730

Incl. terminal murale, 2 coudes (90°) et 2 pièces



## KIT TERMINAL TOITURE (PP)

Description	Art. No.
2 x Ø80	0310712


Incl. terminal toiture, 2 tubes (1m) et plaque toiture



## VENTOUSE VERTICALE

Description	Art. No.
Ø 80	0305041

○ Incl. collier de serrage et adaptateur



## TUBE

Description	Art. No.	
	Alu	PP
Ø80 250 mm	-	0310718
Ø80 500 mm	0307179	0310719
Ø80 1000 mm	0307180	0310720
Ø80 1500 mm	0307181	-
Ø80 2000 mm	-	0310721
Ø80 Télésopique	-	0310722



## COUDES (PP)

Description	Art. No.
Ø80 45°	0310701
Ø80 90°	0310702
Ø80 90° avec support	0310703



## COUDE




Description	Art. No.
Ø 80 Coude 45°	0307182
Ø 80 Coude 87 / 90°	0307183



## ADAPTATEUR - CONC. DE PAR.

Description	Art. No.
De Ø 80 / 125 à 2 x Ø 80	0312209



## SUPPORT POUR COUDE AVEC SUPPORT

Description	Art. No.
Ø80	0310690



## TERMINAL MURALE

Description	Art. No.	
	Alu	PP
2 x Ø80	0305016	0310728