

ST

Storage tank

ST - 300/400/500/600/750/1000

ST - 1500/2000/2500/3000

- PermaGlas Ultra Coat second-generation glass coating technology prevents corrosion
- Insulated ring base
- Insulated access cover for comprehensive waterside maintenance
- Replaceable magnesium anode
- Options: Flexible magnesium anode for installation in confined areas
- Powered anode for reduced maintenance requirements
- Temperature and pressure valve with stainless steel spring set to 95°C and a maximum water pressure of (10 bar) 1000 kPa
- Analogue temperature gauge (0-120°C)
- Unvented kits
- Destratification pump kit
- Flowstore heat pack



Technical specifications

		ST 300	ST 400	ST 500	ST 600	ST 750	ST 1000	ST 1500	ST 2000	ST 2500	ST 3000
Technical data											
Storage capacity	l	312	405	499	678	763	1055	1550	1880	2500	2820
Maximum working pressure tank	kPa (bar)	1000(10)	1000(10)	1000(10)	1000(10)	1000(10)	1000(10)	700 (7)	700 (7)	700 (7)	700 (7)
Maximum operating temperature tank	°C	95	95	95	95	95	95	95	95	95	95
Shipping data											
Weight empty	kg	81	99	131	179	201	262	325	350	485	520
Maximum weight	kg	393	504	630	857	964	1317	1875	2230	2985	3340
Weight incl. packaging + jacket	kg	104	110	142	190	212	274	405	428	560	581
Width packaging	mm	780	780	780	870	870	1010	1170	1170	1498	1498
Height packaging	mm	1510	1850	2150	1930	2150	2100	2060	2248	2120	2195
Depth packaging	mm	780	780	780	870	870	1010	1426	1426	1680	1680

Ecodesign specifications

		ST 300	ST 400	ST 500	ST 600	ST 750	ST 1000	ST 1500	ST 2000	ST 2500	ST 3000
Load Profil	-	C	C	C	-	-	-	-	-	-	-
Standby loss	W	100	100	104	126	126	146	154	171	232	243

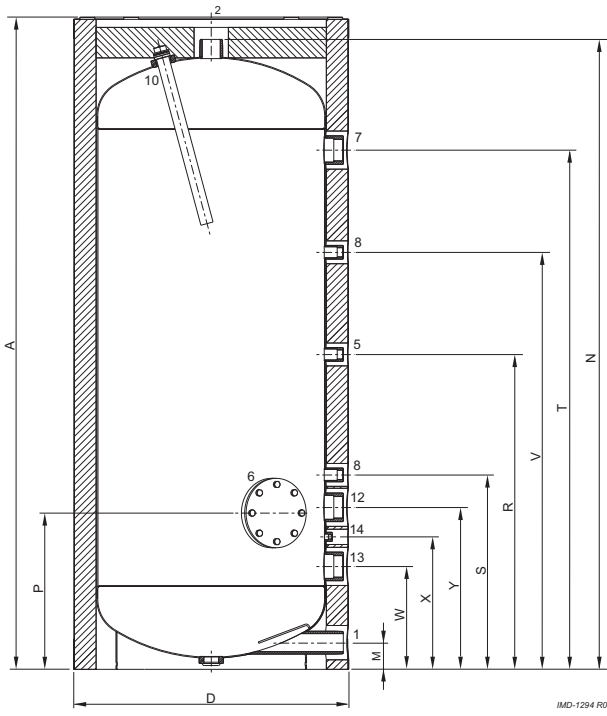
Dimensions

		ST 300	ST 400	ST 500	ST 600	ST 750	ST 1000	ST 1500	ST 2000	ST 2500	ST 3000	
A	Total height	mm	1375	1710	2045	1840	2035	2005	1985	2175	2045	2070
D	Diameter (without insulation)	mm	600	600	600	750	750	900	1100	1100	1400	1400
	Diameter (with insulation)	mm	740	740	760	910	930	1100	1300	1300	1600	1600
F	Height connection	mm	-	-	-	-	-	1190	1341	1220	1270	
M	Height cold water inlet	mm	70	70	70	85	85	95	135	135	185	185
N	Height warm water outlet	mm	1320	1655	1995	1805	2000	1965	1985	2175	2045	2170
P	Height inspection opening	mm	410	410	410	500	500	535	450	450	530	530
R	Height connection circulation	mm	660	825	995	1045	1085	1105	710	745	790	790
S	Height immersion well	mm	510	510	510	655	655	705	950	1045	980	1045
T	Height T&P connection	mm	1030	1360	1700	1470	1665	1595	1515	1705	1495	1625
V	Height connection	mm	845	1095	1350	1260	1380	1355	-	-	-	-
W	Height connection	mm	270	270	270	315	315	360	385	385	465	465
X	Height connection	mm	350	355	355	405	405	450	485	485	565	565
Y	Height connection	mm	425	425	425	485	485	530	585	585	665	665
1	Cold water inlet	-	R 1½"	R 1½"	R 1½"	R 1½"	R 1½"	R 1½"	R 2"	R 2"	R 2"	R 2"
2	Warm water outlet	-	R 1½"	R 1½"	R 1½"	R 1½"	R 1½"	R 1½"	R 2"	R 2"	R 2"	R 2"
5	Connection circulation	-	Rp ¾"	Rp ¾"	Rp ¾"	Rp ¾"	Rp ¾"	Rp ¾"	Rp 1¼"	Rp 1¼"	Rp 1¼"	Rp 1¼"
6	Diameter inspection opening	mm	115	115	115	180	180	110	110	110	110	110
7	T&P connection	-	Rp 1½"	Rp 1½"	Rp 1½"	Rp 1½"	Rp 1½"	Rp 1½"	Rp 2"	Rp 2"	Rp 2"	Rp 2"
8	Immersion well	-	Rp ¾"	Rp ¾"	Rp ¾"	Rp ¾"	Rp ¾"	Rp ¾"	Rp ¾"	Rp ¾"	Rp ¾"	Rp ¾"
10	Anode connection	-	Rp 1¼"	Rp 1¼"	Rp 1¼"	Rp 1¼"	Rp 1¼"	Rp 1¼"	Rp ¾"	Rp ¾"	Rp ¾"	Rp ¾"
12	Connection	-	Rp 1½"	Rp 1½"	Rp 1½"	Rp 1½"	Rp 1½"	Rp 1½"	Rp 2"	Rp 2"	Rp 2"	Rp 2"
13	Connection	-	Rp 1½"	Rp 1½"	Rp 1½"	Rp 1½"	Rp 1½"	Rp 1½"	Rp 2"	Rp 2"	Rp 2"	Rp 2"
14	Connection	-	Rp 1¼"	Rp ¼"	Rp ¼"	Rp ¼"	Rp ¼"	Rp ¼"	Rp ¼"	Rp ¼"	Rp ¼"	Rp ¼"
15	Connection	-	-	-	-	-	-	Rp ¾"	Rp ¾"	Rp ¾"	Rp ¾"	

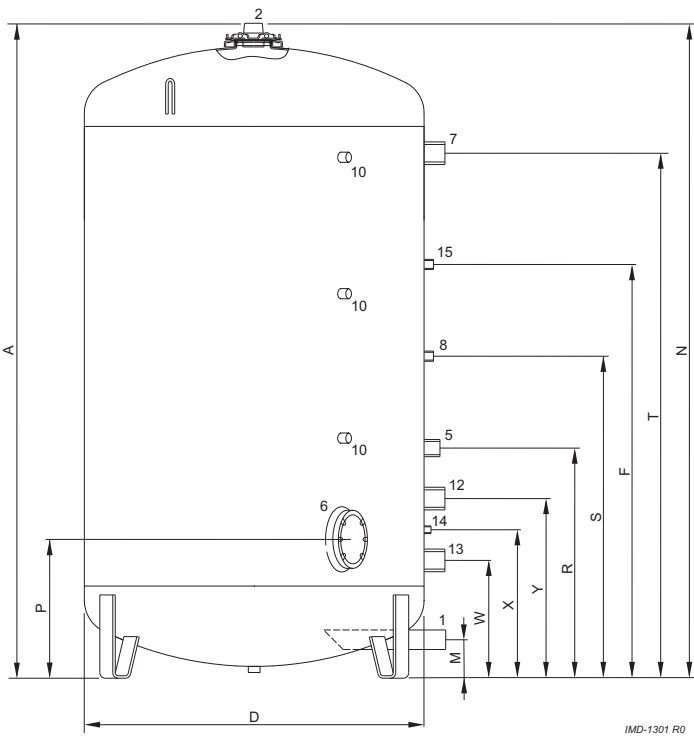
ST

Dimensions

ST 300-1000

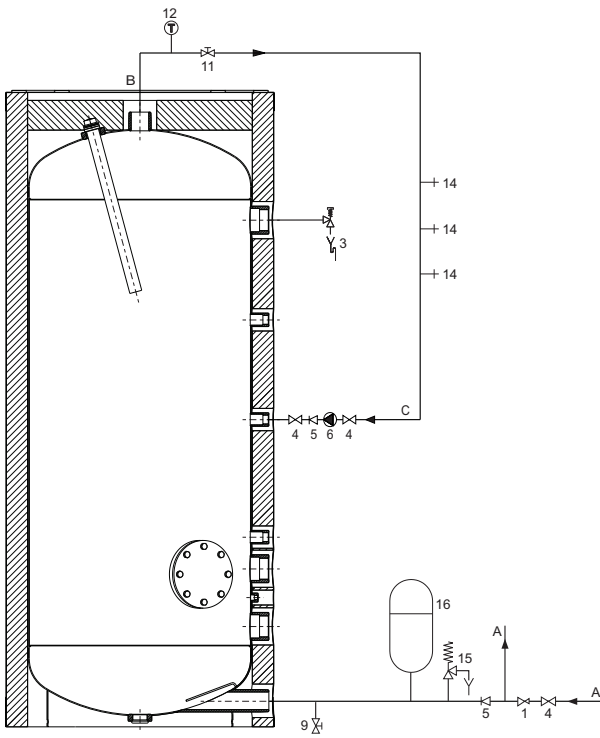


ST 1500-3000



Installation diagrams

ST 300-1000



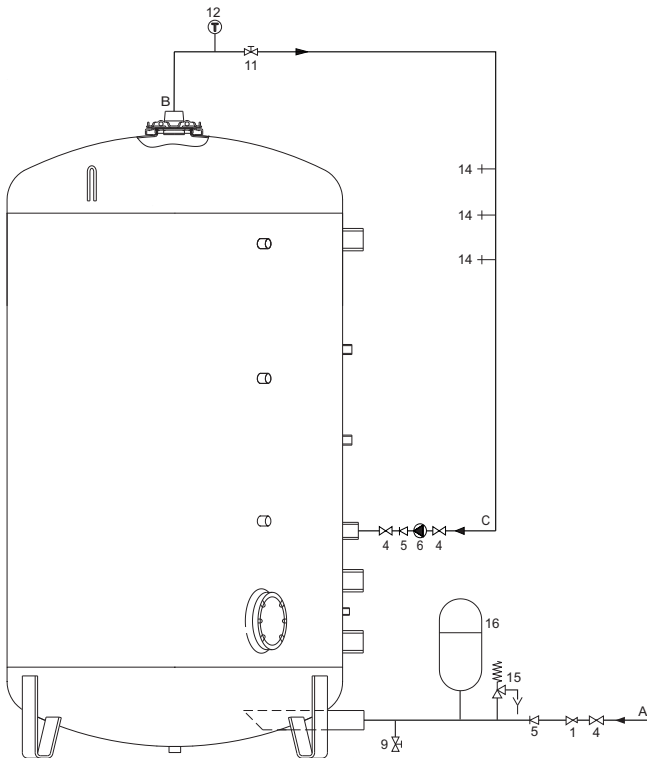
IMD-0550 R1

- | | |
|---------------------------|---------------------|
| 1 Pressure reducing valve | A Cold water supply |
| 3 T&P valve | B Hot water outlet |
| 4 Stop valve | C Circulation pipe |
| 5 Non-return valve | E Over flow pipe |
| 6 Circulation pump | H Expansion pipe |
| 9 Drain valve | |
| 11 Service valve | |
| 12 Temperature meter | |
| 14 Hot water tap | |
| 17 Three way valve | |
| 18 Water cistern | |
| 19 Float valve | |

In the instruction manual you will find all the necessary information regarding connection, installation and maintenance of the product; including information on the electrical connections.

Information regarding the recycling or disposal of the product can also be found in the manual. This manual is delivered with the appliance and can also be found on our website; www.aosmithinternational.com.

ST 1500-3000



IMD-0645 R0